





What is included in a Quench preventive maintenance service call?

As part of Quench's comprehensive service program, a highly-trained, certified Quench technician will routinely conduct a 11-point inspection and maintenance service on your Quench machine to ensure your office drinking water, ice, and/or coffee is always clean and great-tasting.

				
Replace water filter	✓	✓	✓	✓
Inspect storage tanks & tubing	✓	✓	✓	✓
Sanitize storage tanks & other internal parts	✓	✓	✓	✓
Replace Ultraviolet light & components	✓		✓	
Inspect internal wiring	✓	✓	✓	✓
Inspect external tubing	✓	✓	✓	✓
Clean the outside of the machine	✓	✓	✓	✓
Test machine	✓	✓	✓	✓
Ice Machines Only: Descale Ice-making areas		✓		
Coffee Brewers Only: Descale brew head & brew chambers Sanitize brew head & brew chambers				✓ ✓
Sparkling Water Dispensers Only: Check for CO2 gas leaks to prevent product loss Check CO2 regulator pressure to ensure correct blend of CO2 and water Check product dispensing temperature & pressure to ensure highest product quality			✓ ✓ ✓	

A Quench technician will perform a preventive maintenance service call yearly for water coolers and coffee brewers and two times a year for ice machines and most sparkling water coolers.

No matter what Quench machine you have, regular Quench preventive maintenance service calls ensure that it is operating properly and efficiently to provide fresh, filtered water, ice, and/or coffee.

Tips on Keeping Quench Machines Sanitized Between PM service calls

- Wipe the entire exterior of the machine with a clean towel using non-abrasive disinfecting household cleaning spray.
- If your Quench machine has a drip tray, be sure to regularly empty the tray and wipe the interior and grill dry.
- Clean up any water around the base of the machine that may have spilled.



**Call 1-888-511-6698
or visit quenchwater.ca
to learn more!**